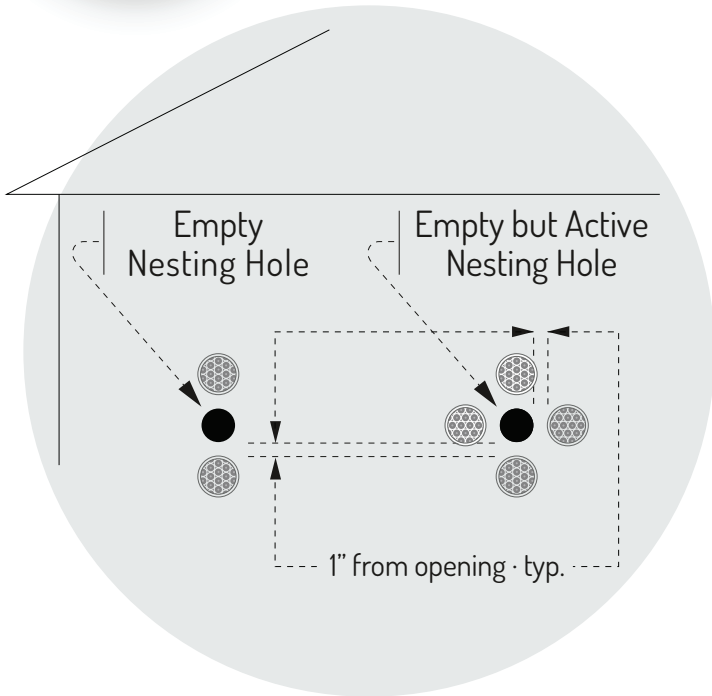




OPTICAL GEL GUIDELINE FOR WOODPECKERS

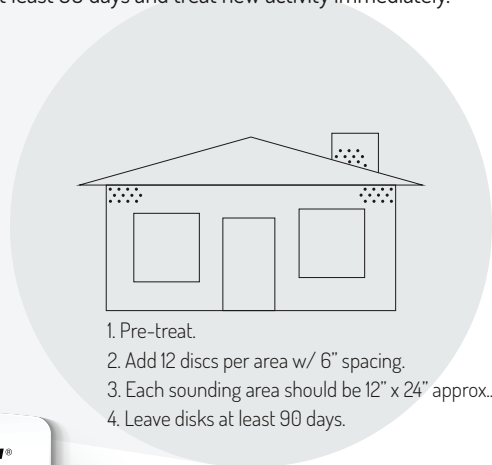
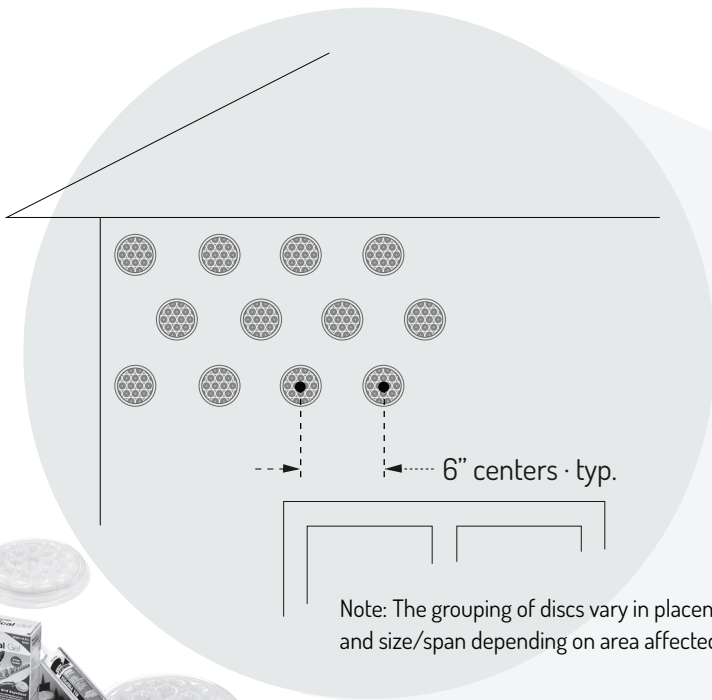
NESTING HOLES

1. For empty nests only. Any eggs must hatch and leave nest before treating.
2. Remove vacant nesting materials.
3. Spray Dissolve-It inside hole and 12" surrounding areas. Soak for 20 minutes.
4. Repeat with diluted bleach while area is damp let dry.
5. Once outer wall is dry, attach disks 1" from opening according to spacing guide.
6. Wait 7-10 days before repairing the hole. Use same disks after repair.
7. Leave for at least 90 days. Treat any new holes or activity immediately.



SOUNDING AREAS

1. Spray Dissolve-It where woodpeckers are sounding and soak for 20 minutes.
2. Rinse and wipe surface.
3. Repeat with diluted bleach while area is damp.
4. Once dry, attach disks 6" center-to-center from affected areas.
5. Leave for at least 90 days and treat new activity immediately.



Call for additional trade assistance · 800 503 5444
Or email us a quick install question · customer@birdbarrier.com